




Multi-deck Glass Door
SUPERMARKET CHILLERS

Product Highlights

Models:

1. DC-125B
2. DC-187B
3. DC-250B

- **Modern design with a frameless glass door and transparent side walls,** providing an unobstructed view of the displayed items from various angles and offering a visually stunning showcase for your products (Optional mirror side wall available upon request).



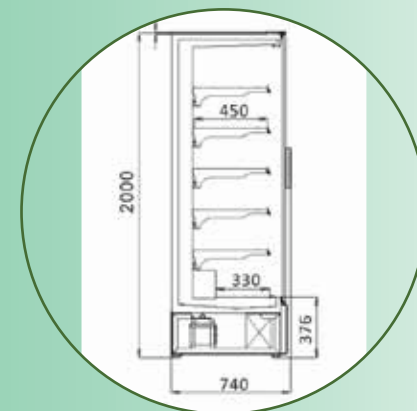
- **Adjustable shelves** with capability to be attached at three different angles (0° / 7° / 14°), enhancing flexibility and ensuring optimal visibility in a range of product presentations.
- **Magnetic LED lighting strips**
- **Multiple units can be seamlessly joined together,** creating a flexible DIY storage solution.

Energy saving design

with the utilisation of R290 gas and Low-E glass, ensuring a consistent temperature range between -1°C and $+5^{\circ}\text{C}$ in temperature Class 3.




- The base is designed to be exceptionally low, maximising the overall display area to make it the largest on the market.



- Perfectly fits different kinds of layouts, from mini stores to hypermarkets.

- Energy saving design with self - closing doors


- Stainless steel inner bottom
Digital temperature display



1.



2.

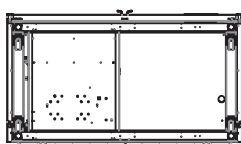


3.

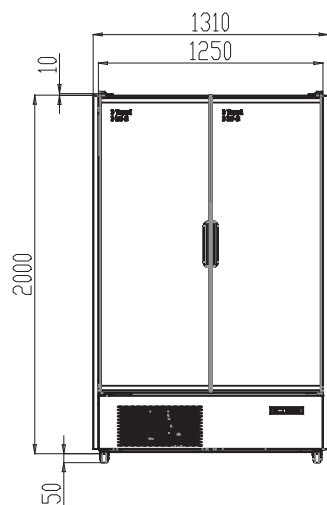
Code	Litre	Door	Shelves	Display area (m ²)	Dimension (WxDxHmm)	Weight(kg)	Temp. Range	Ambient / RH%	Voltage	Power W/A
DC-125B	764	2	5	3.14	1250x740x2010	260	1 to 5	25/60	240	550W / 10A
DC-187B	1147	3	10	4.05	1875x740x2010	370	1 to 5	25/60	240	980W / 10A
DC-250B	1529	4	10	5	2500x740x2010	440	1 to 5	25/60	240	1060W / 10A

PRODUCT DRAWINGS

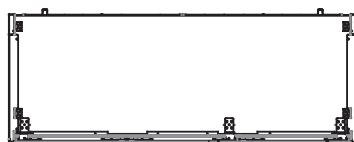

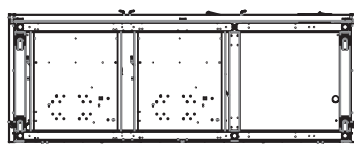
DC-125B



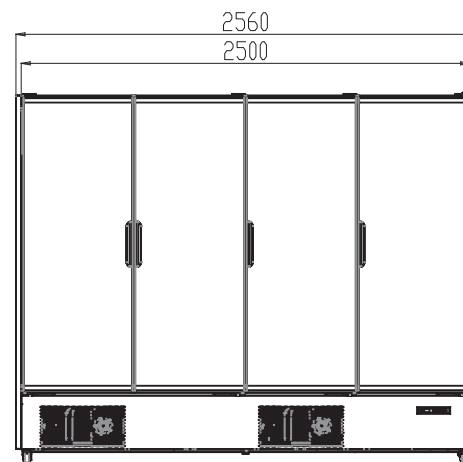
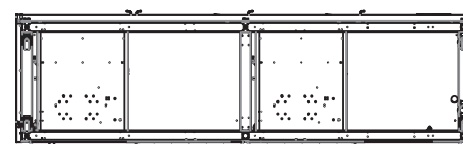
Side View



DC-187B



DC-250B



Side View Shelving

